


Papp 1978

Folia ent. hung. XXXI. 2



ASTEIIDAE

Asteia tunisica L. Papp, 1978 - 1 ♂: 2 km W of La Hencha, 9 April, 1977, leg. Mahunka (No. 93). - It is the second known specimen of the recently described species.

CAMILLIDAE

Camilla acutipennis (Loew, 1865) - 15 ♂, 4 ♀: Boughrara, soil traps, 4 April, 1977, leg. Embey-Isztin and Mahunka (No. 66); 1 ♂: Sebka Sidi Bou Meftah, 8 km SE from El Kef, 25 March, 1977, leg. Debreczy, Embey-Isztin, Gozmány and Mahunka (No. 1). - A Mediterranean species with unknown life-habit, found also in Tunisia (BECKER, 1907).

DROSOPHILIDAE

Scaptomyza pallida (Zetterstedt, 1847) - 3 ♂, 1 ♀: El Kef, 2 April, 1977, leg. Gozmány and Mahunka (No. 46); 1 ♂: Boughrara, lighting, 4 April, 1977, leg. Gozmány and Mahunka (No. 64); 1 ♀: *ibid.*, 6 April, leg. Mahunka (No. 73); 1 ♀: *ibid.* (No. 74); 1 ♀: Degache, 15 April, 1977, light material, leg. Gozmány and Mahunka (No. 116); 3 ♂, 4 ♀: Monastir, surroundings of harbor, 12 September, 1977, leg. L. and S. Mahunka (No. 135); 1 ♂: Sahlina, 14 September, 1977, leg. L. and S. Mahunka (No. 146); 38 ♂, 52 ♀: *ibid.* (No. 147); 2 ♀: *ibid.* (No. 188); 1 ♀: Skanés, 21-22 September, 1977, leg. L. and S. Mahunka. - A cosmopolitan saprophagous species.

Drosophila hydei Sturtevant, 1921 - 2 ♀: environs of Ain Draham, 31 March, 1977, leg. Mahunka (No. 37/3); 1 ♂: *ibid.* (No. 37/4); 1 ♀: El Kef, 2 April, leg. Gozmány and Mahunka (No. 46); 1 ♂: Menzel Chaker, 5 April, leg. Mahunka (No. 69); 1 ♀: Skanés, 21-22 September, 1977, leg. L. and S. Mahunka (No. 191). - A cosmopolitan synanthropic species. New for Tunisia.

Drosophila melanogaster Meigen, 1830 - 1 ♀: environs of Ain Draham, 31 March, 1977, leg. Mahunka (No. 37/3); 1 ♂: Boughrara, 4 April, 1977, leg. Mahunka (No. 67/2); 1 ♀: Skanés, 21-22 September, 1977, leg. L. and S. Mahunka. - A cosmopolitan synanthropic species, known also from Tunisia.

Drosophila subobscura Collin, 1936 - 1 ♀: El Kef, 2 April, 1977, Gozmány and Mahunka (No. 46). - Hitherto it was known from most parts of Europe, the Canaries, Azores and Madeira. New for Tunisia.

MILICHIIDAE

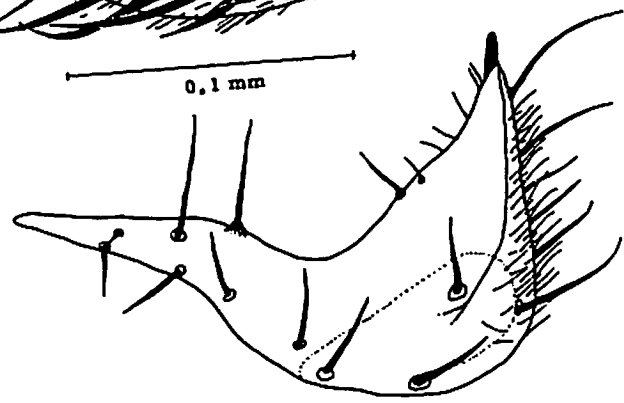
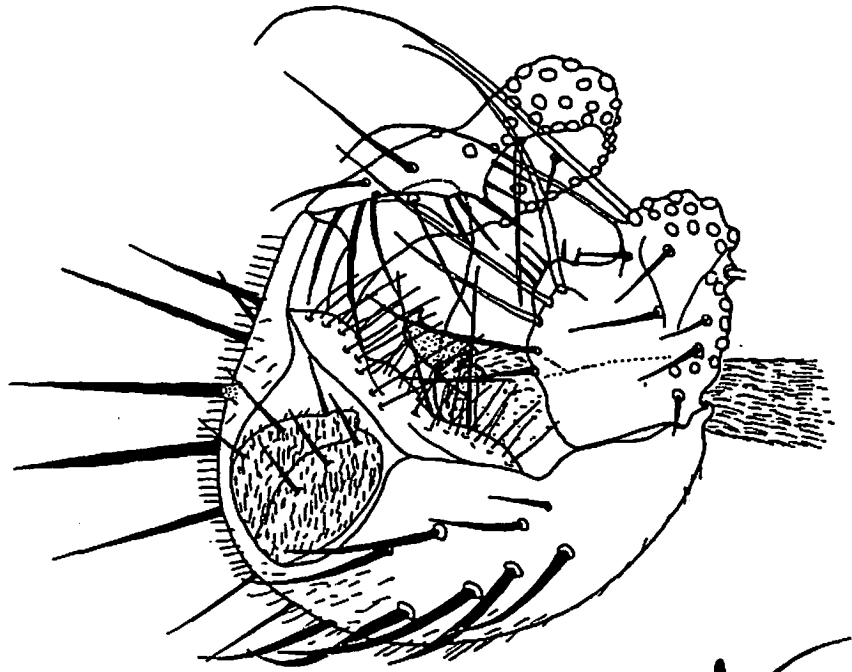
Desmometopa sordida (Fallén, 1820) - 1 ♂: El Kef, 2 April, 1977, leg. Gozmány and Mahunka (No. 46); 1 ♂: about 3 km W from Haffouz, 3 April, 1977, leg. S. Mahunka (No. 53); 1 ♂: 2 km W of La Hencha, 9 April, 1977, leg. S. Mahunka.

Leptomotopa latipes (Meigen, 1830) - 1 ♀: Menzel Chaker, 5 April, 1977, leg. S. Mahunka (No. 69); 1 ♂: 10 km S from Alchichine, 10 April, 1977, leg. S. Mahunka (No. 95). - Widely distributed species, known also from Tunisia (BECKER, 1907).

Leptomotopa niveipennis (Strobl, 1900) - 3 ♂: El Kef, 2 April, 1977, leg. Gozmány and Mahunka (No. 46); 6 ♂, 2 ♀: 2 km W of La Hencha, 9 April, 1977, leg. Mahunka (No. 93); 3 ♀: Boughrara, 9 April, 1977, leg. Mahunka (No. 94); 1 ♂: Monastir, surroundings of harbor, 12 September, 1977, leg. L. and S. Mahunka (No. 135); 2 ♂: Sousse, c. 8 km S from town, 19 September, 1977, leg. L. and S. Mahunka (No. 180); - Distribution: Europe, North-Africa, West and Central Asia.

Leptomotopa rufifrons (Becker, 1903) - 9 ♂, 13 ♀: Boughrara, 9 April, 1977, leg. Mahunka (No. 94); 2 ♂: Sousse, c. 8 km S from town, 19 September, 1977, leg. L. and S. Mahunka (No. 180). A mainly Mediterranean species, up to Orsova, eastward to Central Asia (Turkmenia, Afghanistan, ? Tibet). New for Tunisia.

Madiza glabra Fallén, 1820 - 2 ♂: Boughrara, lighting, 4 April, 1977, leg. Gozmány and Mahunka (No. 64); 2 ♂, 2 ♀: 2 km W of La Hencha, 9 April, 1977, leg. Mahunka (No. 93). - A Holarctic species, first record from Tunisia by SÉGUY (1934).



Figs. 2-3. 2: *Meoneura tunisica* sp. n., genitalia of the male holotype in sublateral view;
3: *Thoracochaeta tunisica* sp. n., male surstylus

CARNIDAE

Meoneura asiatica L. Papp, 1976 - 3 ♂: 2 km W of La Hencha, 9 April, 1977, leg. Mahunka (No. 93); 1 ♂: Boughrara, lighting, 3 April, 1977, leg. Gozmány and Mahunka (No. 60). - Recently described from Mongolia, it is the second known occurrence of the species, also new for Tunisia.

Meoneura glaberrima Becker, 1910 - 3 ♂: Gafsa, Biró, 22, March, 1903. - Described from Corsica, new for Tunisia. In one of my earlier papers (PAPP, 1977a) the above specimens were indicated as specimens of a new species close to *glaberrima* but only slight differences were found on the type-specimen (in number of the bristles on outer genital parts), that is, why I concluded that the specimens from Gafsa also belong to *glaberrima* Beck.

Meoneura hungarica L. Papp, 1977 - 1 ♂, 1 ♀: Boughrara, 6 April, 1977, leg. Mahunka (No. 73); 4 ♂, 3 ♀: 2 km W of La Hencha, 9 April, 1977, leg. Mahunka (No. 93). - Described from Hungary, found also in Czechoslovakia, new for the African part of the Palearctic region and for Tunisia.

Meoneura lacteipennis (Fallén, 1823) - 1 ♂: El Kef, 2 April, 1977, leg. Gozmány and Mahunka (No. 46). - The majority of its published occurrence data are based on misidentifications, thus, its distribution is hardly known. New for Tunisia.

Meoneura palaestinensis Hennig, 1937 - 1 ♂: Degache, 14 April, 1977, lighting, leg. Embey-Isztin and Gozmány (No. 108); 4 ♂, 2 ♀: Tozeur, 16 April, 1977, leg. Mahunka (No. 117). - Hitherto it was known only from Palestine (Israel). New for Tunisia.

Meoneura prima (Becker, 1903) - 1 ♀: 2 km W of La Hencha, 9 April, 1977, leg. Mahunka (No. 93); 1 ♂, 1 ♀: Sfax, Biró, 7 March, 1903; 1 ♂: Gafsa, Biró, 22 March, 1903. - The specimens collected by BIRO were published by BECKER (1907) and HENNIG (1937) as *obscurella* (FALLÉN, 1823), (cf. PAPP, 1977a). New for Tunisia.

Meoneura tunisica sp.n. (Fig. 2)

A completely black species. Frontal triangle short, apex reaching not far before the middle of frons, not shining. Frontal triangle and all the other parts of frons not shining but with some silky reflexion. Genae wide, 8/13 as wide as longitudinal axis of eyes. Genal edge with 2 pairs of strong vibrissae. Mesonotum with 3 pairs of dc, but anterior two pairs hardly longer than microchaetae of mesonotum. Fore femur with 3 (2) long posteroventral bristles. Mid metatarsus not very long, only slightly longer than half of mid tibia. Wings as in its congeners, somewhat brownish, vein r_{4+5} strongly downcurving. Wing length: holotype male: 1.45 mm, paratype female: 1.73 mm, width: holotype male: 0.55 mm, paratype female: 0.69 mm. Knob of halteres white, stalk brownish. Male 5th sternite with a pair of long bristles. Genital vault very short dorsally with half of a wreath of moderately long and thick bristles. Male genitalia as in Fig. 2. Lamella coalescent with surstylus, short and wide, surstylar part with moderately long bristles, lamellar part with very long colourless bristles. Female abdomen without any remarkable characteristics.

Body-length: holotype male: 1.73 mm, paratype female: 1.82 mm.

Holotype male: Tunisia, 2 km W of La Hencha, 9 April, 1977, leg. S. Mahunka, netted from Ferula flowers along road (No. 93). Paratype female: Boughrara, 6 April, 1977, netted on plants, mimosa shrubs in cyprus alley (also reservoir and a dung heap near), leg. Mahunka (No. 73). Type specimens preserved in alcohol in the collection of the Hungarian Natural History Museum.

M. tunisica sp.n. is an easily identifiable species. Its dull frontal triangle is rather conspicuous. It stands between the species groups with 1 and 3 pairs of dc bristles. It has some affinities to the *paraseducta* species-group (Mongolia) (fore femur with 2-3 pairs of posteroventral bristles, male 5th sternite with a pair long bristles, lamella coalescent with surstylus with very long colourless bristles, genital vault very short dorsally) but its frontal triangle and details of male genitalia distinguish it from any of the species of the *paraseducta* group. There is only one known species with dull frontal triangle and with short anterior dc pairs similar to *tunisica* sp.n.: *forcipata* Sabrosky, 1959 (Canada, Mongolia) but its genitalia are completely different, its genae are much narrower than those of *tunisica* and it has more pollen on the mesonotum than the new species described above.